




CHENDHURAN
College of Engineering and Technology
Pilivalam (Po), Tirumayam (Tk), Pudukkottai – 622 507.

Approved by AICTE, New Delhi, Approval No: 06/05/TN/E&T/ 2008/42.
Affiliated to Anna University, Tiruchirappalli, Affiliation No: AUT/CEP/102/2008

Email – admin@chendhuran.in



Criteria 4.1.4

Average Percentage of Expenditure, excluding Salary for infrastructure augmentation during the last five years

Sl.No	Description	Page No
1.	Average Percentage of Expenditure, excluding Salary for infrastructure augmentation during the last five years	2
2.	Consolidated Fund Allocation Duly Certified by Finance Officer.(Five Years)	3
3.	Audited Income/Expenditure Statement (2016-17)	4
4.	Audited Income/Expenditure Statement (2017-18)	8
5.	Audited Income/Expenditure Statement (2018-19)	12
6.	Audited Income/Expenditure Statement (2019-20)	16
7.	Audited Income/Expenditure Statement (2020-21)	20



CHENDHURAN
College of Engineering and Technology
Pilivalam (Po), Tirumayam (Tk), Pudukkottai – 622 507.

Approved by AICTE, New Delhi, Approval No: 06/05/TN/E&T/ 2008/42.
Affiliated to Anna University, Tiruchirappalli, Affiliation No: AUT/CEP/102/2008
Email – admin@chendhuran.in



**4.1.4 Average Percentage of Expenditure, excluding Salary for infrastructure
Augmentation during the last five years (INR in Lakhs)**

Description	2020 –21	2019 –20	2018 –19	2017 –18	2016 –17
Expenditure for infrastructure augmentation, excluding salary during the last five years	14.5	38.04	66.35	90.37	103.88
Total Expenditure excluding salary year wise during last five years	194.22	127.08	281.85	292.03	310.57
Percentage of Expenditure	7.49	29.93	23.54	30.94	33.44
Average Percentage of Expenditure, excluding Salary for infrastructure Augmentation during the last five years	25.06				

PRINCIPAL
CHENDHURAN COLLEGE OF
ENGINEERING AND TECHNOLOGY
PUDUKKOTTAI - 622 507

CHENDURAN COLLEGE OF ENGINEERING & TECHNOLOGY
(Owned & Managed by Tiruchendur Murugan Trust)
Lenavilakku, Pilivalam (Po) - 622 507
Pudukkottai District

Statement of Expenditure towards Infrastructure Augmentation

<u>Year</u>	<u>2016-17</u>	<u>2017-18</u>	<u>2018-19</u>	<u>2019-20</u>	<u>2020-21</u>
	Rs. p.	Rs. p.	Rs. p.	%	Rs. p.
<u>Infrastructure Augmentation</u>					
Library Books	16,38,153.00	26,03,947.00	20,93,189.00	14,78,678.00	7,25,251.00
Lab Equipments	12,97,303.00	2,90,260.00	2,54,932.00	8,90,403.00	3,60,230.00
Furniture & Fixtures	2,60,290.00	72,395.00			
Tools & Equipments	2,45,158.00	450.00	491.00		
Computers	2,88,425.00	3,77,301.00	26,106.00	1,24,655.00	3,25,200.00
Machinery & Equipments	12,72,025.00	2,65,121.00	84,020.00		
Mobiles	8,158.00	1,500.00	5,910.00	1,750.00	
Building	35,53,440.46	28,84,932.00	4,48,326.00	3,71,759.00	
Electronic & Fittings	5,85,271.00	7,63,969.00	3,47,658.00	9,37,341.00	45,193.00
Buses	12,40,016.00	17,77,919.00	33,75,000.00		
TOTAL	1,03,88,239.46	90,37,794.00	66,35,632.00	38,04,586.00	14,55,874.00

Juley
14/05/2022





PRINCIPAL
CHENDHURAN COLLEGE O'
ENGINEERING AND TECHNOLOC
PUDUKKOTTAI - 622 507

CHENDHURAN COLLEGE OF ENGINEERING & TECHNOLOGY
 (Owned & Managed by Tiruchendur Murugan Trust)
 Lenavilakku, Piliyalam (Po) - 622 507
 Pudukkottai District

INCOME AND EXPENDITURE ACCOUNT FOR THE YEAR ENDED 31 MARCH, 2017

<u>EXPENDITURE</u>	Rs. p.	<u>INCOME</u>	Rs. p.
Staff salary	1,52,01,415.00	By Fees receipts	4,35,05,254.00
Printing Stationery & Books	41,16,126.50	Miscellaneous Income	27,53,530.76
Administrative expenses	3,69,000.00		
Power and Fuel	20,90,084.28		
Traveling expenses	6,28,368.00		
Advertisement expenses	9,21,938.00		
Postage Telephone & Internet	3,57,354.00		
Miscellaneous expenses	20,97,276.22		
NOTE / ACTE exp.	10,55,218.00		
Comp. Lab maintenance exp.	1,28,305.00		
Depreciation	37,20,528.00		
P.F Contribution	2,92,118.00		
Sports expenses	73,665.00		
Interest on Car loan	42,295.00		
Interest on Bus loan (Cochery)	69,952.00		
Exam expenses	44,999.00		
Long Freight	59,500.00		
Staff Welfare expenses	2,10,999.00		
Function Exps	8,19,176.00		
Bank Charges	19,458.16		
Postage Exps	12,917.00		
Insurance	84,928.00		
Other expenses	5,81,728.00		
Excess of income over Expenditure	4,20,58,258.50		
	4,20,58,258.50		4,20,58,258.50

As per the report annexed of your date

[Handwritten Signature]



[Handwritten Signature]

PRINCIPAL
CHENDHURAN COLLEGE OF
ENGINEERING AND TECHNOLOGY
PUDUKKOTTAI - 622 507

[Handwritten Note]

CHENDURAN COLLEGE OF ENGINEERING & TECHNOLOGY
 (Owned & Managed by Tiruchendur Murugan Trust)
 Lenavilakku, Piliivalam (Po) - 622 507
Pudukkottai District

BALANCE SHEET AS AT 31.03.2017.

<u>LIABILITIES</u>	Rs. p.	<u>ASSETS</u>	Rs. p.
<u>FUND ACCOUNT:</u>			
Op. Fund	11,93,48,766.24	<u>FIXED ASSETS:</u>	
Add. Net Profit	1,30,98,256.62	As per Schedule	2,62,47,342.46
	13,24,47,022.86	<u>CURRENT ASSETS:</u>	
<u>SECURED LOANS:</u>		Thiruchendur Murugan Trust	13,08,09,271.50
SBI Car loan	3,84,509.20	Staff Advances	1,02,233.00
Loan for Bus	3,69,068.00	Deposits & Advances	1,34,057.00
<u>CURRENT LIABILITIES:</u>		Duties & Taxes	1,85,553.00
Caution Deposit	18,69,550.00	TDS	67,270.00
P.F payable	56,981.00	Bus Division A/c	39,57,051.00
TDS Payable	81,607.00	Cash at Bank	11,43,982.10
Exam Fee payable	11,19,700.00	Cash on hand	2,12,294.00
Chenduran Polytechnic	1,83,79,836.00		
Chenduran Mess Division	33,10,913.00		
Hostel caution deposit	5,14,500.00		
Sundry Creditors	13,78,497.00		
Student Deposits	29,48,580.00		
	16,28,59,054.06		16,28,59,054.06

As per my report annexed of even date.

Place: Pudukkottai
Date:

(Handwritten Signature)



PRINCIPAL
CHENDHURAN COLLEGE OF
ENGINEERING AND TECHNOLOG
PUDUKKOTTAI - 622 507

CHENDHURAN COLLEGE OF ENGINEERING & TECHNOLOGY
Pudukkottai - 622507

DEPRECIATION STATEMENT FOR THE YEAR ENDED 31.03.2017.

S.No.	Particulars	Op. Wdy. Rs. p.	Addition Rs. p.	Total Rs. p.	Rate %	Depr. Rs. p.	Cl. WDY Rs. p.
1.	Library Books	9,82,756.00		9,82,756.00	15	1,47,413.00	8,35,343.00
	Addition (Below 180 days)		11,500.00	11,500.00	15/2	863.00	10,637.00
2.	Lab Equipment	18,96,305.00					
	Addition (Above 180 days)		10,61,930.00	29,58,235.00	15	4,43,735.00	25,14,500.00
	Addition (Below 180 days)		2,35,373.00	2,35,373.00	15/2	17,653.00	2,17,720.00
3.	Furniture & Fixtures	34,77,704.00		34,77,704.00	10	3,47,770.00	31,29,934.00
	Addition (Above 180 days)		1,22,300.00	1,22,300.00	10	12,230.00	1,10,070.00
	Addition (Below 180 days)		1,37,990.00	1,37,990.00	10/2	1,050.00	1,36,940.00
4.	Tools & Equipments	7,08,590.00		8,86,063.00	15	1,32,909.00	7,53,154.00
	Addition (Below 180 days)		67,685.00	67,685.00	15/2	5,076.00	62,609.00
5.	Computers	3,15,481.00					
	Addition (Above 180 days)		1,68,175.00	4,73,656.00	40	1,89,462.00	2,84,194.00
	Addition (Below 180 days)		1,30,250.00	1,30,250.00	40/2	26,050.00	1,04,200.00
6.	Machinery & Equipments	46,93,985.00					
	Addition (Above 180 days)		7,08,385.00	54,02,371.00	15	8,10,355.00	45,92,015.00
	Addition (Below 180 days)		5,63,639.00	5,63,639.00	15/2	42,273.00	5,21,366.00
7.	Mobles	18,775.00					
	Addition (Above 180 days)		3,400.00	22,176.00	15	3,326.00	18,850.00
	Addition (Below 180 days)		4,768.00	4,768.00	15/2	357.00	4,401.00
8.	Building (Under Construction)	6,54,160.00	35,63,440.46	42,07,600.46			42,07,600.46
9.	Electronic & Fittings	18,07,473.00					
	Addition (Above 180 days)		6,51,062.00	23,58,535.00	15	3,53,780.00	20,04,755.00
	Addition (Below 180 days)		34,209.00	34,209.00	15/2	2,565.00	31,644.00
10.	BI - Cycles	1,009.00		1,009.00	15	151.00	858.00
11.	TVS 60	15,642.00		15,642.00	15	2,345.00	13,296.00
12.	Buses	61,13,220.00	12,40,016.00	73,53,236.00	15	11,02,995.00	62,50,251.00
	Addition (Above 180 days)						
13.	Maruti Swift	5,21,183.00		5,21,183.00	15	78,177.00	4,43,006.00
		2,12,06,284.00	87,61,586.46	2,99,67,870.46		37,20,528.00	2,62,47,342.46

PRINCIPAL
CHENDHURAN COLLEGE OF
ENGINEERING AND TECHNOLOG
PUDUKKOTTAI - 622 507



CHENDHURAN COLLEGE OF ENGINEERING & TECHNOLOGY
 (Owned & Managed by Tiruchendur Murugan Trust)
 Lenavittakku, Piliyalam (Po) - 622 507
 Pudukkottai District

INCOME AND EXPENDITURE ACCOUNT FOR THE YEAR ENDED 31 MARCH, 2017

<u>EXPENDITURE</u>	Rs. p.	<u>INCOME</u>	Rs. p.
Staff salary	1,52,01,415.00	By Fees receipts	4,35,05,254.00
Hiring Stationery & Books	41,16,126.50	Miscellaneous Income	27,53,830.76
Administrative expenses	3,69,000.00		
Power and Fuel	20,90,084.28		
Travelling expenses	6,28,388.00		
Advertisement expenses	9,21,938.00		
Postage Telephone & Internet	3,57,354.00		
Miscellaneous expenses	20,07,276.22		
DEPRECIATION exp.	10,53,218.00		
Cont: Lab maintenance exp.	1,28,305.00		
Depreciation	37,20,528.00		
P.F. Contribution	2,93,119.00		
Sports expenses	73,605.00		
Interest on Car loan	43,290.00		
Interest on Bus loan (Earlier)	33,612.00		
Exam expenses	44,000.00		
Long Freight	96,893.00		
Staff Welfare expenses	2,10,000.00		
Function Exps	9,19,119.00		
Bank Charges	63,156.16		
Print Exps	12,911.00		
Insurance	24,003.00		
Miss expenses	5,81,000.00		
Excess of Receipt over Expenditure	<u>1,55,99,266.00</u>		
	<u>4,35,05,254.00</u>		
	<u>4,35,05,254.00</u>		

Prin. Pudukkottai
2017

As per my receipt approved of upon this

[Signature]

[Signature]

PRINCIPAL
CHENDHURAN COLLEGE OF
ENGINEERING AND TECHNOLOGY
PUDUKKOTTAI - 622 507



CHENDURAN COLLEGE OF ENGINEERING & TECHNOLOGY
(Owned & Managed by Tiruchendur Murugan Trust)
Lenavilakku, Piliyalam (Po) - 622 507
Pudukkottai District

INCOME AND EXPENDITURE ACCOUNT FOR THE YEAR ENDED 31 MARCH, 2018

<u>EXPENDITURE</u>	Rs. p.	<u>INCOME</u>	Rs. p.
To Staff salary	1,73,77,346.00	By Fees receipts	4,20,50,409.00
Printing, Stationery & Book's	53,12,590.00	Miscellaneous Income	44,86,877.00
Administrative expenses	6,04,570.00	FD Interest receipts	25,359.00
Power and Fuel	18,49,309.50	Bank interest receiptst	18,442.00
Travelling expenses	4,89,275.00	Interest on TDS refund	177.00
Advertisement expenses	6,17,797.00		
Postage, Telephone & Internet	3,72,654.60		
Miscellaneous expenses	11,87,166.76		
DOTE / AICTE exp.	10,38,915.60		
Comp. Lab maintainance exp.	1,76,318.42		
Depreciation	36,21,006.20		
P.F. Contribution	3,23,480.00		
P.F. Admin charges	20,229.00		
Sports expenses	2,10,701.00		
Interest on Car loan	32,877.00		
Interest on Bus loan	15,776.00		
Exam expenses	1,38,600.00		
Lorry Freight	1,03,703.00		
Staff Welfare expenses	3,88,639.00		
Function Exps	9,38,277.00		
Bank Charges	7,465.24		
Pooja Exps	21,238.00		
Repairs & Maintenance	3,24,630.00		
Insurance	71,294.00		
Remission fees	50,41,630.00		
Mess expenses	3,87,000.00		
Excess of Income over Expenditure	<u>59,02,875.68</u>		
	<u><u>4,65,81,264.00</u></u>		<u><u>4,65,81,264.00</u></u>

As per my report annexed of even date.

Place: Pudukkottai
Date: 20.09.2018



PRINCIPAL
CHENDHURAN COLLEGE OF
ENGINEERING AND TECHNOLOG
PUDUKKOTTAI - 622 507



CHENDURAN COLLEGE OF ENGINEERING & TECHNOLOGY
 (Owned & Managed by Tiruchendur Murugan Trust)
 Lenevilakku, Pilivalam (Po) - 622 507
 Pudukkottai District

BALANCE SHEET AS AT 31.03.2018.

<u>LIABILITIES</u>	Rs. p.	<u>ASSETS</u>	Rs. p.
FUND ACCOUNT:		FIXED ASSETS:	
Op. Fund	13,24,47,022.86	As per Schedule	2,90,60,183.26
Add. Net Profit.	59,02,875.68	CURRENT ASSETS:	
	<hr/>	Thiruchendur Murugan Trust	14,28,46,732.50
SECURED LOANS:	13,83,49,898.54	Staff Advances	1,02,233.00
SBI Car loan	2,88,704.04	Deposits & Advances	1,68,150.00
		Duties & Taxes	1,85,553.00
CURRENT LIABILITIES:		TDS	57,796.00
Caution Deposit	10,47,550.00	TCS	17,000.00
P.F payable	1,05,240.00	Bus Division A/c	53,17,209.00
TDS Payable	1,00,139.00	Cash at Bank	7,03,305.90
Staff Remuneration payable	2,588.00	Cash on hand	4,51,557.00
Exam Fee payable	12,25,638.00		
Chenduran Polytechnic	2,57,19,300.00		
Chenduran Mess Division	49,35,367.00		
Hostel caution deposit	4,67,900.00		
Sundry Creditors	20,39,695.08		
Student Deposits	46,29,700.00		
	<hr/>		
	17,89,09,719.66		<hr/>
	=====		17,89,09,719.66
			=====

As per my report annexed of even date.

Place: Pudukkottai
 Date: 20.09.2018




PRINCIPAL
CHENDHURAN COLLEGE OF
ENGINEERING AND TECHNOLOGY
PUDUKKOTTAI - 622 507

CHENDHURAN COLLEGE OF ENGINEERING & TECHNOLOGY

Pillivalam(Po) - 622507

DEPRECIATION STATEMENT FOR THE YEAR ENDED 31.03.2017.

S.No.	Particulars	Op. Wdv Rs. p.	Addition Rs. p.	Total Rs. p.	Rate %	Depn. Rs. p.	CL WDV. Rs. p.
1.	Library Books	8,45,980.00		8,45,980.00	15	1,47,413.00	6,98,567.00
2.	Lab Equipment	27,32,220.00					
	Addition (Above 180 days)		25,910.00	27,58,130.00	15	4,13,720.00	23,44,410.00
	Addition (Below 180 days)		2,64,350.00	2,64,350.00	15/2	19,826.00	2,44,524.00
3.	Furniture & Fixtures	33,76,944.00		33,76,944.00	10	3,37,694.00	30,39,250.00
	Addition (Above 180 days)		61,235.00	61,235.00	10	6,124.00	55,111.00
	Addition (Below 180 days)		11,160.00	11,160.00	10/2	558.00	10,602.00
4.	Tools & Equipments	8,15,763.00	450.00	8,16,213.00	15	1,22,432.00	6,93,781.00
5.	Computers	3,88,394.00					
	Addition (Above 180 days)			3,88,394.00	40	1,55,358.00	2,33,036.00
	Addition (Below 180 days)		3,77,301.00	3,77,301.00	40/2	75,460.20	3,01,840.80
6.	Machinery & Equipments	51,13,381.00					
	Addition (Above 180 days)		1,72,372.00	52,85,753.00	15	7,92,863.00	44,92,890.00
	Addition (Below 180 days)		92,749.00	92,749.00	15/2	6,956.00	85,793.00
7.	Mobiles	23,251.00					
	Addition (Above 180 days)		1,500.00	24,751.00	15	3,713.00	21,038.00
8.	Building (Under Construction)	42,07,600.46	28,84,932.00	70,92,532.46			70,92,532.46
9.	Electronic & Fittings	20,36,398.00					
	Addition (Above 180 days)		4,88,999.00	25,25,397.00	15	3,78,810.00	21,46,587.00
	Addition (Below 180 days)		2,74,970.00	2,74,970.00	15/2	20,623.00	2,54,347.00
10.	BI - Cycles	858.00		858.00	15	129.00	729.00
11.	TVS 50	13,296.00		13,296.00	15	1,994.00	11,302.00
12.	Buses	62,50,251.00					
	Addition (Above 180 days)		0.00	62,50,251.00	15	9,37,538.00	53,12,713.00
	Addition (Below 180 days)		17,77,919.00	17,77,919.00	15/2	1,33,344.00	16,44,575.00
13.	Maruti Swift	4,43,006.00		4,43,006.00	15	66,451.00	3,76,555.00
		<u>2,62,47,342.46</u>	<u>64,33,847.00</u>	<u>3,26,81,189.46</u>		<u>36,21,066.20</u>	<u>2,90,60,183.26</u>


PRINCIPAL
CHENDHURAN COLLEGE OF
ENGINEERING AND TECHNOLOGY
PUDUKKOTTAI - 622 507



CHENDURAN COLLEGE OF ENGINEERING & TECHNOLOGY
(Owned & Managed by Tiruchendur Murugan Trust)
Lenavilakku, Piliyalam (Po) - 622 507
Pudukkottai District

INCOME AND EXPENDITURE ACCOUNT FOR THE YEAR ENDED 31 MARCH, 2018

<u>EXPENDITURE</u>	Rs. p.	<u>INCOME</u>	Rs. p.
To Staff salary	1,73,77,346 00	By Fees receipts	4,20,50,409.00
Printing, Stationery & Book's	53,12,590 00	Miscellaneous Income	44,85,877.00
Administrative expenses	6,04,570 00	FD Interest receipts	25,359.00
Power and Fuel	18,49,309 50	Bank interest receipt	18,442.00
Traveling expenses	4,89,275 00	Interest on TDS refund	177.00
Advertisement expenses	6,17,797 00		
Postage, Telephone & Internet	3,72,654 60		
Miscellaneous expenses	11,87,166 76		
DOPE / AICTE exp.	10,38,915 60		
Comp. Lab maintenance exp.	1,76,318 42		
Depreciation	36,21,006 20		
P.F. Contribution	3,23,480 00		
P.F. Admin charges	20,229 00		
Sports expenses	2,10,701 00		
Interest on Car loan	32,877 00		
Interest on Bus loan	15,776 00		
Exam expenses	1,38,600 00		
Lorry Freight	1,08,703 00		
Staff Welfare expenses	3,68,639 00		
Function Exps	9,38,277 00		
Bank Charges	7,465 24		
Pooja Exps	21,238 00		
Repairs & Maintenance	3,24,630 00		
Insurance	71,294 00		
Remission fees	50,41,630 00		
Mess expenses	3,87,900 00		
Excess of Income over Expenditure	59,02,875 66		
	4,65,61,264.00		4,65,61,264.00

As per my report annexed of even date.

acc: Pudukkottai
Date: 20.09.2018



PRINCIPAL
CHENDHURAN COLLEGE OF
ENGINEERING AND TECHNOLOG
PUDUKKOTTAI - 622 507



CHENDURAN COLLEGE OF ENGINEERING & TECHNOLOGY
(Owned & Managed by Tiruchendur Murugan Trust)
Lenavilakku, Pillivalam (Po) - 622 507
Pudukkottai District

INCOME AND EXPENDITURE ACCOUNT FOR THE YEAR ENDED 31 MARCH, 2018

<u>EXPENDITURE</u>	Rs p	<u>INCOME</u>	Rs p
To Staff salary	1,33,95,821.00	By Fees receipts	3,40,61,617.00
Printing, Stationery & Book's	36,18,834.00	Miscellaneous Income	73,79,491.80
Administrative expenses	2,66,050.00	Bank interest receipts	30,722.00
Power and Fuel	15,98,070.40	Interest on Fd	1,08,995.00
Travelling expenses	1,60,497.00		
Advertisement expenses	2,81,467.00		
Postage, Telephone & Internet	3,19,961.67		
Miscellaneous expenses	16,71,103.20		
DOTE / AICTE exp.	7,38,663.60		
Comp. Lab maintenance exp.	3,07,135.20		
Depreciation	38,72,305.00		
P.F. Contribution	4,13,005.00		
P.F. Admin charges	19,039.00		
Sports expenses	1,09,804.60		
Interest on Car loan	22,870.00		
Interest on Bus loan	1,25,174.00		
Exam expenses	2,19,950.00		
Lorry Freight	26,238.00		
Staff Welfare expenses	1,27,174.00		
Function Exps	3,06,932.00		
Bank Charges	78,476.08		
Pooja Exps	11,558.00		
Repairs & Maintenance	3,98,569.20		
Insurance	67,570.00		
Remission fees	7,40,770.00		
Excess of Income over Expenditure	1,25,03,787.85		
	4,15,80,825.00		4,15,80,825.80
	=====		=====

As per my report annexed of even date

Place: Pudukkottai

Date: 29.10.2019



[Handwritten Signature]

PRINCIPAL
CHENDHURAN COLLEGE OF
ENGINEERING AND TECHNOLOGY
PUDUKKOTTAI - 622 507

CHENDURAN COLLEGE OF ENGINEERING & TECHNOLOGY
(Owned & Managed by Tiruchendur Murugan Trust)
Lenavilakku, Pilivalam (Po) - 622 507
Pudukkottai District

BALANCE SHEET AS AT 31.03.2019

<u>LIABILITIES</u>	Rs. p	<u>ASSETS</u>	Rs. p
<u>FUND ACCOUNT:</u>		<u>FIXED ASSETS:</u>	
Op. Fund	13,83,49,898.54	As per Schedule	2,97,05,321.26
Add: Net Profit	1,26,03,787.85	<u>CURRENT ASSETS:</u>	
	15,09,53,686.39	Thiruchendur Murugan Trust	15,13,05,165.50
<u>SECURED LOANS:</u>		Staff Advances	1,54,500.00
SBI Car loan	1,76,782.04	Deposits & Advances	1,54,994.00
SBI V/L (Eicher)	19,03,006.84	Duties & Taxes	5,55,261.00
<u>CURRENT LIABILITIES:</u>		TDS	1,12,746.00
Cautions Deposit	8,15,850.00	TCS	50,268.00
P.F payable	68,795.00	Bus Division A/c	67,16,953.00
Advance Received	66,803.00	Sundry Debtors	35,35,002.30
Exam Fee payable	1,46,778.00	Deposits with CUB	50,22,823.00
Chenduran Polytechnic	2,81,22,901.00	Cash at Bank	17,07,158.39
Chenduran Mess Division	94,08,327.50	Cash on hand	4,66,392.00
Sundry Creditors	30,63,084.68		
Student Deposits	47,60,570.00		
	19,94,86,584.45		19,94,86,584.45
	=====		=====

As per my report annexed of even date.

Place: Pudukkottai
Date: 29.10.2019



[Handwritten Signature]

[Handwritten Signature]

PRINCIPAL
CHENDHURAN COLLEGE C
ENGINEERING AND TECHNOLOG
PUDUKKOTTAI - 622 507

CHENDURAN COLLEGE OF ENGINEERING & TECHNOLOGY

Pillayarajipol - 622507

DEPRECIATION STATEMENT FOR THE YEAR ENDED 31.03.2019.

S.No.	Particulars	Op. Wdv. Rs. p.	Addition Rs. p.	Total Rs. p.	Rate %	Depn. Rs. p.	CL WDV. Rs. p.
1.	Library Books	6,98,567.00		6,98,567.00	15	1,04,785.00	5,93,782.00
2.	Lab Equipment	25,88,934.00		25,88,934.00	15	3,88,340.00	22,00,594.00
	Addition (Above 180 days)		1,37,292.00	1,37,292.00	15	20,594.00	1,16,698.00
	Addition (Below 180 days)		1,17,640.00	1,17,640.00	15/2	8,823.00	1,08,817.00
3.	Furniture & Fixtures	31,04,963.00		31,04,963.00	10	3,10,496.00	27,94,467.00
	Addition (Above 180 days)			0.00	10	0.00	0.00
	Addition (Below 180 days)			0.00	10/2	0.00	0.00
4.	Tools & Equipments	6,93,781.00	491.00	6,94,272.00	15	1,04,141.00	5,90,131.00
5.	Computers	5,34,876.80		5,34,876.80	40	2,13,951.00	3,20,925.80
	Addition (Above 180 days)		26,106.00	26,106.00	40	10,442.00	15,664.00
	Addition (Below 180 days)			0.00	40/2	0.00	0.00
6.	Machinery & Equipments	45,78,683.00		45,78,683.00	15	6,86,802.00	38,91,881.00
	Addition (Above 180 days)		55,020.00	55,020.00	15	8,253.00	46,767.00
	Addition (Below 180 days)		29,000.00	29,000.00	15/2	2,175.00	26,825.00
7.	Mobiles	21,038.00		21,038.00	15	3,156.00	17,882.00
	Addition (Above 180 days)		4,510.00	4,510.00	15	677.00	3,833.00
	Addition (Below 180 days)		1,400.00	1,400.00	15/2	105.00	1,295.00
8.	Building (Under Construction)	70,92,532.46	4,48,326.00	75,40,858.46			75,40,858.46
9.	Electronic & Fittings	24,00,934.00		24,00,934.00	15	3,60,140.00	20,40,794.00
	Addition (Above 180 days)		2,52,940.00	2,52,940.00	15	37,941.00	2,14,999.00
	Addition (Below 180 days)		94,718.00	94,718.00	15/2	7,104.00	87,614.00
10.	Bi - Cycles	729.00		729.00	15	109.00	620.00
11.	TVS 50	11,302.00		11,302.00	15	1,695.00	9,607.00
12.	Buses	69,57,288.00		69,57,288.00	15	10,43,593.00	59,13,695.00
	Addition (Above 180 days)		33,75,000.00	33,50,000.00	15	5,02,500.00	28,47,500.00
	Addition (Below 180 days)		(25,000.00)				
13.	Maruti Swift	3,76,555.00		3,76,555.00	15	56,483.00	3,20,072.00
		2,90,60,183.26	45,17,443.00	3,35,77,626.26		38,72,305.00	2,97,05,321.26



[Handwritten signature in blue ink]

PRINCIPAL
CHENDHURAN COLLEGE OF
ENGINEERING AND TECHNOLOGY

CHENDURAN COLLEGE OF ENGINEERING & TECHNOLOGY
(Owned & Managed by Tiruchendur Murugan Trust)
Lenavilakku, Piliyalam (Po) - 622 507
Pudukkottai District

INCOME AND EXPENDITURE ACCOUNT FOR THE YEAR ENDED 31 MARCH, 2019

<u>EXPENDITURE</u>	Rs. p.	<u>INCOME</u>	Rs. p.
To Staff salary	1,33,95,821.00	By Fees receipts	3,40,61,617.00
Printing, Stationery & Book's	36,18,834.00	Miscellaneous income	73,79,491.80
Administrative expenses	2,66,050.00	Bank interest receipts	30,722.00
Power and Fuel	15,98,070.40	Interest on Fd	1,08,995.00
Travelling expenses	1,60,497.00		
Advertisement expenses	2,81,467.00		
Postage, Telephone & Internet	3,19,961.67		
Miscellaneous expenses	16,71,103.20		
DOTE / AICTE exp.	7,38,663.60		
Comp. Lab maintenance exp.	3,87,135.20		
Depreciation	38,72,305.00		
P.F. Contribution	4,13,005.00		
P.F. Admin charges	19,039.00		
Sports expenses	1,09,804.60		
Interest on Car loan	22,870.00		
Interest on Bus loan	1,25,174.00		
Exam expenses	2,19,950.00		
Lorry Freight	26,238.00		
Staff Welfare expenses	1,27,174.00		
Function Exps	3,06,932.00		
Bank Charges	78,476.08		
Pooja Exps	11,558.00		
Repairs & Maintenance	3,98,569.20		
Insurance	67,570.00		
Remission fees	7,40,770.00		
Excess of Income over Expenditure	1,26,03,787.85		
	4,15,80,825.80		4,15,80,825.80
	=====		=====

Place: Pudukkottai
Date: 29.10.2019

As per my report annexed of even date.





PRINCIPAL
CHENDHURAN COLLEGE OF
ENGINEERING AND TECHNOLOGY
PUDUKKOTTAI - 622 507

CHENDURAN COLLEGE OF ENGINEERING & TECHNOLOGY
 (Owned & Managed by Tiruchendur Munagan Trust)
 Lonavilakku, Pudukottai (Po) - 622 507
 Pudukkottai District

INCOME AND EXPENDITURE ACCOUNT FOR THE YEAR ENDED 31 MARCH, 2020

<u>EXPENDITURE</u>	Rs. p.	<u>INCOME</u>	Rs. p.
To Staff salary	1,52,93,215.00	By Fees receipts	2,23,83,249.00
Printing, Stationery & Book's	23,79,023.00	Miscellaneous Income	29,97,070.00
Journalism & Magazine	3,14,250.00	SB interest receipts	13,215.00
Administrative expenses	6,58,980.00	Interest on FD	5,35,813.00
Power and Fuel	15,19,003.00	Excess of Expenditure over	
Travelling expenses	1,38,068.00	Income	20,70,607.72
Advertisement expenses	55,023.00		
Postage, Telephone & Internet	57,411.33		
Miscellaneous expenses	17,66,016.89		
DDTE / AICTE exp.	5,36,870.80		
Comp. Lab maintenance exp.	1,25,430.00		
Depreciation	34,99,804.00		
P.F. Contribution	3,37,020.00		
P.F. Admin charges	17,179.00		
Sports expenses	1,10,455.00		
Interest on Car loan	9,380.00		
Interest on Bus loan	1,71,422.00		
Levy Freight	21,530.00		
Staff Welfare expenses	37,230.00		
Function Exps	3,26,357.00		
Bank Charges	8,413.10		
Pooja Exps	18,300.00		
Repairs & Maintenance	4,05,156.80		
Insurance	47,875.00		
Rent paid	65,800.00		
	<u>2,80,01,854.72</u>		<u>2,80,01,854.72</u>

Place: Pudukkottai
 Date: 30.12.2020

As per my report annexed of even date.





PRINCIPAL
CHENDHURAN COLLEGE OF
ENGINEERING AND TECHNOLOGY
PUDUKKOTTAI - 622 507

CHENDURAN COLLEGE OF ENGINEERING & TECHNOLOGY
 (Owned & Managed by Tiruchendur Murugan Trust)
 Lenavilakku, Pillivalam (Po) - 622 507
 Pudukkottai District

BALANCE SHEET AS AT 31.03.2020.

<u>LIABILITIES</u>	Rs. p.	<u>ASSETS</u>	Rs. p.
<u>FUND ACCOUNT:</u>		<u>FIXED ASSETS:</u>	
Op. Fund	15,09,53,886.39	As per Schedule	2,85,30,805.26
Add: Net Profit.	(20,70,607.72)	<u>CURRENT ASSETS:</u>	
	14,88,83,078.67	Thiruchendur Murugan Trust	15,33,92,088.50
<u>SECURED LOANS:</u>		Staff Advances	2,04,255.00
SBI VA (Eicher)	16,81,854.54	Deposits & Advances	1,54,994.00
<u>CURRENT LIABILITIES:</u>		Duties & Taxes	3,70,408.00
Caution Deposit	8,23,850.00	TDS	97,288.00
P.F payable	31,838.00	TCS	17,000.00
Advance Received	68,803.00	Bus Division A/c	45,87,600.00
Exam Fee payable	1,64,118.00	Sundry Debtors	40,94,080.50
Chenduran Polytechnic	3,01,53,901.00	Deposits with CUB	51,82,662.00
Chenduran Mess Division	1,78,56,288.50	Int accrued on FD	2,83,087.00
Sundry Creditors	25,42,518.48	TDS (19-20)	2,398.00
Student Deposits	96,50,441.00	Cash at Bank	17,02,212.43
Others Payable	73,668.00	Cash on hand	7,24,046.00
		Other receivables	17,84,411.00
	20,11,28,453.49		20,11,28,453.49

As per my report annexed of even date.

Place: Pudukkottai
 Date: 30.12.2020



(Signature)

(Signature)

PRINCIPAL
CHENDURAN COLLEGE OF
ENGINEERING AND TECHNOLOGY
PUDUKKOTTAI - 622 507

CHENDURAN COLLEGE OF ENGINEERING & TECHNOLOGY
Pillavayalpur - 622507

DEPRECIATION STATEMENT FOR THE YEAR ENDED 31.03.2020.

S.No.	Particulars	Op. Wdy. Rs. p.	Addition Rs. p.	Total Rs. p.	Rate %	Depn. Rs. p.	Cl. WDV. Rs. p.
1.	Library Books	5,93,782.00		5,93,782.00	15	89,067.00	5,04,715.00
2.	Lab Equipment	24,26,109.00		24,26,109.00	15	3,63,916.00	20,62,193.00
	Addition (Above 180 days)		2,35,193.00	2,35,193.00	16	35,279.00	1,99,914.00
	Addition (Below 180 days)		6,55,210.00	6,55,210.00	15/2	49,141.00	6,06,069.00
3.	Furniture & Fixtures	27,94,467.00		27,94,467.00	10	2,79,447.00	25,15,020.00
	Addition (Above 180 days)			0.00	10	0.00	0.00
	Addition (Below 180 days)			0.00	10/2	0.00	0.00
4.	Tools & Equipments	5,90,131.00		5,90,131.00	15	88,520.00	5,01,611.00
5.	Computers	3,36,589.80		3,36,589.80	40	1,34,636.00	2,01,953.80
	Addition (Above 180 days)		1,24,655.00	1,24,655.00	40	49,862.00	74,793.00
	Addition (Below 180 days)			0.00	40/2	0.00	0.00
6.	Machinery & Equipments	39,65,473.00		39,65,473.00	15	5,94,821.00	33,70,652.00
	Addition (Above 180 days)			0.00	15	0.00	0.00
	Addition (Below 180 days)			0.00	15/2	0.00	0.00
7.	Mobles	23,010.00		23,010.00	15	3,452.00	19,558.00
	Addition (Above 180 days)		1,750.00	1,750.00	15	263.00	1,487.00
	Addition (Below 180 days)			0.00	15/2	0.00	0.00
8.	Building (Under Construction)	75,40,898.46	3,71,769.00	79,12,667.46			78,12,617.46
9.	Electronic & Fittings	23,43,407.00		23,43,407.00	15	3,51,511.00	19,91,896.00
	Addition (Above 180 days)		3,46,101.00	3,46,101.00	15	51,915.00	2,94,186.00
	Addition (Below 180 days)		6,91,240.00	6,91,240.00	15/2	44,343.00	5,46,897.00
10.	BI - Cycles	620.00	-620.00	0.00	15	0.00	0.00
11.	TVS 50	9,607.00		9,607.00	15	1,441.00	8,166.00
12.	Buses	87,61,195.00		87,61,195.00	15	13,14,178.00	74,47,016.00
	Addition (Above 180 days)			0.00	15	0.00	0.00
	Addition (Below 180 days)						
13.	Majyu Swift	3,20,072.00		3,20,072.00	15	48,011.00	2,72,061.00
		<u>1,97,05,321.26</u>	<u>22,25,299.00</u>	<u>2,19,30,620.26</u>		<u>34,09,804.00</u>	<u>2,85,20,816.26</u>


PRINCIPAL





CHENDURAN COLLEGE OF ENGINEERING & TECHNOLOGY
 (Owned & Managed by Truchendur Munagan Trust)
 Lenavilakku, Pillvaian (Po) - 622 507
 Pudukkottai District


INCOME AND EXPENDITURE ACCOUNT FOR THE YEAR ENDED 31 MARCH, 2020

<u>EXPENDITURE</u>	<u>Rs. p.</u>	<u>INCOME</u>	<u>Rs. p.</u>
Staff salary	1,52,93,215.00	By Fees receipts	2,23,63,249.00
Printing, Stationery & Books	23,79,023.00	Miscellaneous Income	29,97,670.00
Journalism & Magazine	3,14,250.00	SIH interest receipts	13,215.00
Administrative expenses	6,68,380.00	Interest on FD	5,26,813.00
Power and Fuel	15,19,003.00	Excess of Expenditure over	
Travelling expenses	1,38,068.00	Income	20,70,607.72
Advertisement expenses	55,523.00		
Postage, Telephone & Internet	57,411.33		
Miscellaneous expenses	17,86,016.00		
NOTE / AICTE exp.	5,96,870.00		
Comp. Lab maintenance exp.	1,26,430.00		
Depreciation	34,99,804.00		
P.F. Contribution	8,37,020.00		
P.F. Admin charges	17,179.00		
Sports expenses	1,10,455.00		
Interest on Car loan	9,380.00		
Interest on Bus loan	1,71,422.00		
Lorry Freight	21,530.00		
Staff Welfare expenses	37,230.00		
Function Exps	3,26,357.00		
Bank Charges	6,413.10		
Pooja Exps	18,000.00		
Repairs & Maintenance	4,05,165.00		
Insurance	47,875.00		
Rent paid	65,800.00		
	2,60,01,654.72		2,60,01,654.72

Place: Pudukkottai
 Date: 30.12.2020

As per my report annexed of even date.





PRINCIPAL
CHENDHURAN COLLEGE OF
ENGINEERING AND TECHNOLOG
PUDUKKOTTAI - 622 507

CHENDURAN COLLEGE OF ENGINEERING & TECHNOLOGY
(Owned & Managed by Tiruchendur Murugan Trust)
Lenavilakku, Pilivalam (Po) - 622 507
Pudukkottai District

INCOME AND EXPENDITURE ACCOUNT FOR THE YEAR ENDED 31 MARCH, 2021

<u>EXPENDITURE</u>	Rs. p	<u>INCOME</u>	Rs. p
To Staff salary	73,07,178.00	By Fees receipts	2,45,98,180.00
Printing, Stationery & Book's	11,49,046.00	Miscellaneous Income	13,97,909.20
Power and Fuel	7,18,259.00	SB interest receipts	38,789.00
Travelling expenses	3,77,372.00	Interest on IT Refund	2,184.00
Advertisement expenses	1,59,320.00	Interest on FD	6,92,591.00
Postage, Telephone & Internet	3,65,006.70		
Miscellaneous expenses	12,95,022.31		
NOTE / AICTE exp.	13,93,936.51		
Depreciation	30,84,774.00		
P.F. Contribution	1,03,494.00		
Sports expenses	10,640.00		
Interest on Bus loan	1,34,430.00		
Lorry Freight	7,506.00		
Staff Welfare expenses	1,56,537.00		
Function Exps	31,595.00		
Bank Charges	8,394.54		
Pooja Exps	4,885.00		
Repairs & Maintenance	5,53,036.00		
Insurance	14,021.00		
Rent paid	84,000.00		
Net Surplus	97,71,200.14		
	2,67,29,653.20		2,67,29,653.20

Place: Pudukkottai
Date: 24.01.2022

As per my report annexed of even date.

PRINCIPAL
CHENDHURAN COLLEGE OF
ENGINEERING AND TECHNOLOGY
PUDUKKOTTAI - 622 507



CHENDURAN COLLEGE OF ENGINEERING & TECHNOLOGY
(Owned & Managed by Tiruchendur Murugan Trust)
Lenavilakku, Pilivalam (Po) - 622 507
Pudukkottai District

BALANCE SHEET AS AT 31.03.2021.

<u>LIABILITIES</u>	Rs. p.	<u>ASSETS</u>	Rs. p.
<u>FUND ACCOUNT</u>		<u>FIXED ASSETS:</u>	
Op. Fund	14,88,83,078.67	As per Schedule	2,58,62,404.26
Add: Net Surplus	97,71,200.14	<u>CURRENT ASSETS:</u>	
	15,86,54,278.81	Thiruchendur Murugan Trust	16,17,92,180.50
<u>SECURED LOANS</u>		Staff Advances	5,08,035.00
SBI V/L (Eicher)	14,28,783.15	Deposits & Advances	1,56,094.00
<u>CURRENT LIABILITIES:</u>		Duties & Taxes	1,85,553.00
Caution Deposit	8,33,850.00	TDS	32,039.00
P.F payable	60,229.00	TDS (Current year)	85,104.00
Advance Received	67,803.00	Bus Division A/c	49,76,580.00
Exam Fee payable	5,21,778.00	Sundry Debtors	3,80,550.00
Chenduran Polytechnic	3,45,23,901.00	Deposits with CUB	2,33,21,552.00
Chenduran Mess Division	1,29,74,173.50	Int accrued on FD	3,96,985.00
Sundry Creditors	29,33,850.28	Cash at Bank	10,29,903.68
Student Deposits	37,08,741.00	Cash on hand	2,24,367.30
Scholarship A/c	60,65,000.00	Other receivables	28,71,033.00
TDS Payable	4,000.00		
Others Payable	45,993.00		
	22,18,22,380.74		22,18,22,380.74
	=====		=====

As per my report annexed of even date.

Place: Pudukkottai
Date: 24.01.2022


PRINCIPAL
CHENDHURAN COLLEGE
ENGINEERING AND TECHNOLOGY
PUDUKKOTTAI - 622 507



CHENDURAN COLLEGE OF ENGINEERING & TECHNOLOGY

Pillivalam(Po) - 622507

DEPRECIATION STATEMENT FOR THE YEAR ENDED 31.03.2021

S.No.	Particulars	Op. Wdv.	Addition	Total	Rate	Depn.	CI, WDV
		Rs. p.	Rs. p.	Rs. p.	%	Rs. p.	Rs. p.
1.	Library Books	5,04,715.00	-3,14,250.00	1,90,465.00	15	28,570.00	1,61,895.00
2.	Lab Equipment	28,68,176.00		28,68,176.00	15	4,30,226.00	24,37,950.00
	Addition (Below 180 days)		3,60,230.00	3,60,230.00	15/2	27,017.00	3,33,213.00
3.	Furniture & Fixtures	25,15,020.00		25,15,020.00	10	2,51,502.00	22,63,518.00
4.	Tools & Equipments	5,01,611.00		5,01,611.00	15	75,242.00	4,26,369.00
5.	Computers	2,76,746.80		2,76,746.80	40	1,10,699.00	1,66,047.80
	Addition (Below 180 days)		3,25,200.00	3,25,200.00	40/2	65,040.00	2,60,160.00
6.	Machinery & Equipments	33,70,652.00		33,70,652.00	15	5,05,598.00	28,65,054.00
7.	Mobiles	21,045.00		21,045.00	15	3,157.00	17,888.00
8.	Building (Under Construction)	79,12,617.46		79,12,617.46			79,12,617.46
9.	Electronic & Fittings	28,32,979.00		28,32,979.00	15	4,24,947.00	24,08,032.00
	Addition (Above 180 days)		3,998.00	3,998.00	15	600.00	3,398.00
	Addition (Below 180 days)		41,195.00	41,195.00	15/2	3,090.00	38,105.00
10.	TVS 50	8,166.00		8,166.00	15	1,225.00	6,941.00
11.	Buses	74,47,016.00		74,47,016.00	15	11,17,052.00	63,29,964.00
12.	Maruti Swift	2,72,061.00		2,72,061.00	15	40,809.00	2,31,252.00
		2,85,30,895.26	4,16,373.00	2,89,47,178.26		30,84,774.00	2,58,62,404.26



**PRINCIPAL
CHENDHURAN COLLEGE OF
ENGINEERING AND TECHNOLOG
PUDUKKOTTAI - 622 507**



CHENDURAN COLLEGE OF ENGINEERING & TECHNOLOGY
(Owned & Managed by Tiruchendur Murugan Trust)
Lenavilakku, Piliyalam (Po) - 622 507
Pudukkottai District

INCOME AND EXPENDITURE ACCOUNT FOR THE YEAR ENDED 31 MARCH 2021

<u>EXPENDITURE</u>	Rs. p	<u>INCOME</u>	Rs. p.
To Staff salary	73,07,178.00	By Fees receipts	2,45,98,180.00
Printing, Stationery & Book's	11,49,046.00	Miscellaneous Income	13,97,909.20
Power and Fuel	7,18,259.00	SB interest receipts	38,789.00
Travelling expenses	3,77,372.00	Interest on IT Refund	2,184.00
Advertisement expenses	1,59,320.00	Interest on FD	6,92,591.00
Postage, Telephone & Internet	3,65,006.70		
Miscellaneous expenses	12,95,022.31		
DOE / AICTE exp.	13,93,936.51		
Depreciation	30,84,774.00		
P.F Contribution	1,03,494.00		
Sports expenses	10,640.00		
Interest on Bus loan	1,34,430.00		
Lorry Freight	7,506.00		
Staff Welfare expenses	1,56,537.00		
Function Exps	31,595.00		
Bank Charges	8,394.54		
Pooja Exps	4,885.00		
Repairs & Maintenance	5,53,036.00		
Insurance	14,021.00		
Rent paid	84,000.00		
Net Surplus	97,71,200.14		
	2,67,29,653.20		2,67,29,653.20
	=====		=====

Place: Pudukkottai
Date: 24.01.2022

As per my report annexed of even date


PRINCIPAL
CHENDHURAN COLLEGE OF
ENGINEERING AND TECHNOLOGY
PUDUKKOTTAI - 622 507

